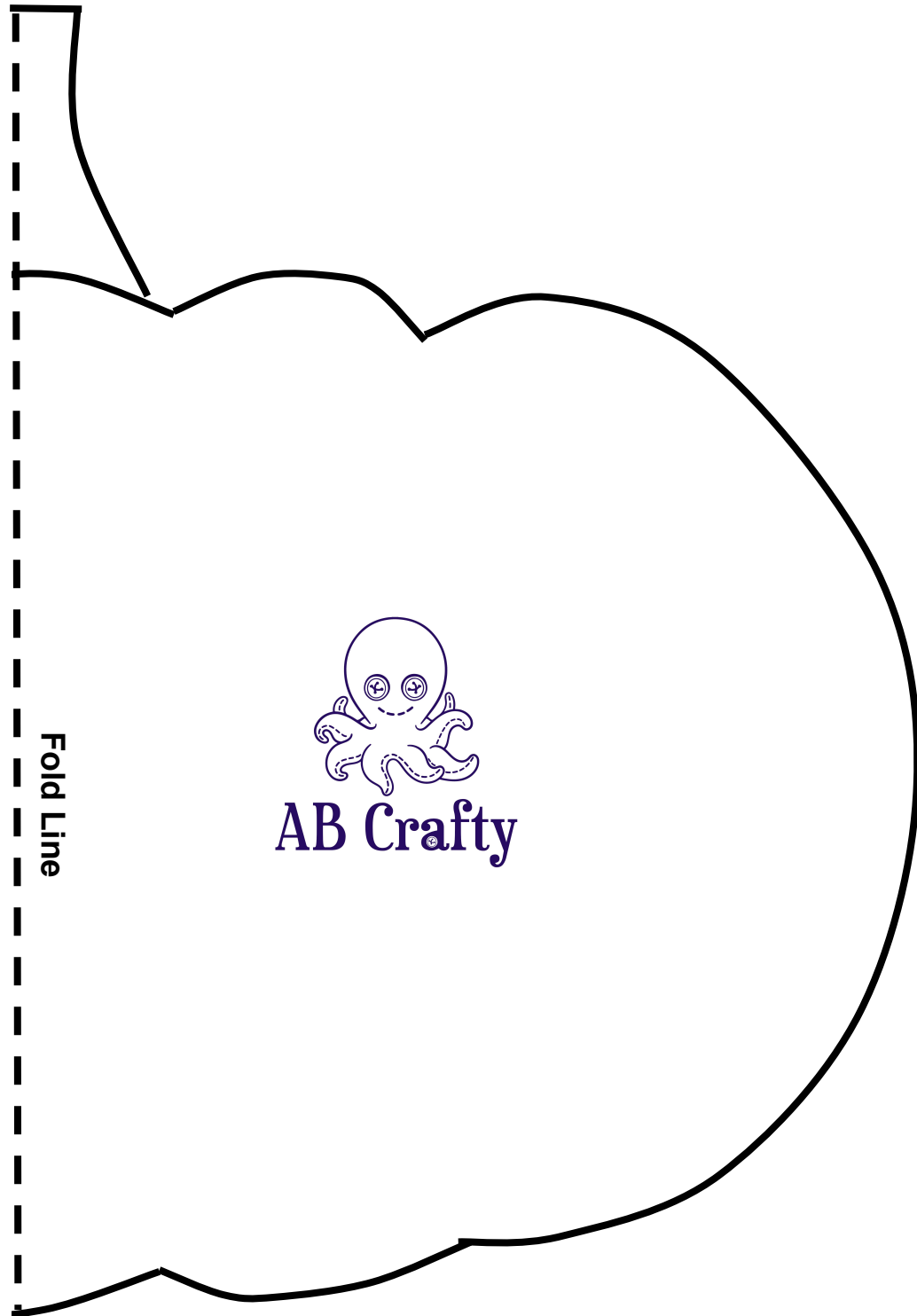


Tie Dye Pumpkin Template

Instructions: Scale image to the size you want. Cut around template and place fold line on fold of shirt. Trace around the template using a washable marker.


Full tie dye instructions on <https://www.abcrafty.com/pumpkin-tie-dye/>



Tie Dye Bat Template

Instructions: Scale image to the size you want. Cut around template and place fold line on fold of shirt. Trace around the template using a washable marker.


Full tie dye instructions on <https://www.abcrafty.com/bat-tie-dye/>



Tie Dye Ghost Template

Instructions: Scale image to the size you want. Cut around template and place fold line on fold of shirt. Trace around the template using a washable marker.

Full tie dye instructions on <https://www.abcrafty.com/ghost-tie-dye/>



Tie Dye Candy Corn Template

Instructions: Scale image to the size you want. Cut around template and place fold line on fold of shirt. Trace around the template using a washable marker.

Full tie dye instructions on <https://www.abcrafty.com/candy-corn-tie-dye/>

